

## **KINETIC IMPEX LIMITED**

Regd. Office: 22, GROUND FLOOR, 8, CAMAC STREET, KOLKATA, WEST BENGAL - 700017

Corp Office: , KLJ House, 8A, 8<sup>th</sup> Floor, Shivaji Marg, Najafgarh Road, New Delhi-110015

Tel. 033-22823851 FAX: 033-22823851

E-mail: [kineticimpex1985@gmail.com](mailto:kineticimpex1985@gmail.com); Website: <http://kineticimpex.in>

CIN: L51909WB1985PLC039455

To

Date: 13.10.2022

The Secretary,  
The Calcutta Stock Exchange Ltd  
7, Lyons Range, Dalhousie,  
Kolkata – 700 001

CSE SECURITY CODE: 21067

Sub: Submission of Shareholding Pattern under Regulation 31(1) of SEBI (LODR) Regulations, 2015 for the quarter ended 30<sup>th</sup> September, 2022

Dear Sir/Madam,



Pursuant to Regulation 31(1) (b) of the SEBI (Listing Obligations and Disclosure Requirements), Regulations, 2015 please find enclosed herewith the shareholding pattern for the 2<sup>nd</sup> Quarter ended 30th September, 2022.

Kindly take the same on record and oblige.

Thanking you,

Yours truly,

For Kinetic Impex Limited

(Vinay Nahata)  
Director  
DIN: 01489219

Encl: As Stated

**KINETIC IMPEX LIMITED**

Regd. Office: 22, GROUND FLOOR, 8, CAMAC STREET, KOLKATA, WEST BENGAL - 700017

Phone No.: 033-22823851 FAX: 0091-033-22823851

E-mail: kineticimpex1985@gmail.com; Website: http://kineticimpex.in

CIN: L51909WB1985PLC039455

**Holding of specified securities**

- 1 Name of Listed Entity: KINETIC IMPEX LIMITED
- 2 Scrip Code/Name of Scrip/Class of Security : [CSE: 21067]
- 3 Share Holding Pattern Filed under: Reg. 31(1)(a)/Reg. 31(1)(b)/Reg.31(1)(c)
  - a. If under 31(1)(b) then indicate the report for Quarter ending
  - b. If under 31(1)(c) then indicate date of allotment/extinguishment

30-Sep-22

NA

- 4 Declaration: The Listed entity is required to submit the following declaration to the extent of submission of information:-

Particulars	Yes*	No*
1 Whether the Listed Entity has issued any partly paid up shares?		NO
2 Whether the Listed Entity has issued any Convertible Securities or Warrants?		NO
3 Whether the Listed Entity has any shares against which depository receipts are issued?		NO
4 Whether the Listed Entity has any shares in locked-in?		NO
5 Whether any shares held by promoters are pledged or otherwise encumbered?		NO

\* If the Listed Entity selects the option 'No' for the questions above, the columns for the partly paid up shares, Outstanding Convertible Securities/Warrants, depository receipts, locked-in shares, No of shares pledged or otherwise encumbered by promoters, as applicable, shall not be displayed at the time of dissemination on the Stock Exchange website. Also wherever there is 'No' declared by Listed Entity in above table the values will be considered as 'Zero' by default on submission of the format of holding of specified securities.

- 5 The tabular format for disclosure of holding of specified securities is as follows:-



**KINETIC IMPEX LIMITED**

**Table I - Summary Statement holding of specified securities as on 30/09/2022**

Category (I)	Category of shareholder (II)	Nos. of shareholders (III)	No. of fully paid up equity shares held (IV)	No. of Partly paid-up equity shares held (V)	No. of shares underlying Depository Receipts (VI)	Total nos. shares held (VII) = (IV)+(V)+(VI)	Shareholding as a % of total no. of shares (calculated as per SCRR, 1957) (VIII)	Number of Voting Rights held in each class of securities (X)			No. of Shares Underlying Outstanding convertible securities (including Warrants) (X)	Shareholding, as a % assuming full conversion of convertible securities (as a percentage of diluted share capital) (XI) = (VII)+(X) As a % of (A+B+C2)	Number of Locked in shares (XII)		Number of Shares pledged or otherwise encumbered (XIII)		Number of equity shares held in dematerialized form (XIV)
								Class eg: X eg: Y	Total	Total as a % of (A+B+C)			No. (a)	As a % of total Shares held (b)	No. (a)	As a % of total Shares held (b)	
(A)	Promoter & Promoter Group	6	788100	0	0	788100	75.78	788100	0	788100	75.78	0	0	0	0	0	0
(B)	Public	54	251900	0	0	251900	24.22	251900	0	251900	24.22	0	0	0	NA	0	0
(C)	Non Promoter- Non Public	0	0	0	0	0	0	0	0	0	0	0	0	0	NA	0	0
(C1)	Shares underlying DRS	0	0	0	0	0	0	0	0	0	0	0	0	0	NA	0	0
(C2)	Shares held by Employee Trusts	0	0	0	0	0	0	0	0	0	0	0	0	0	NA	0	0
	<b>Total</b>	<b>60</b>	<b>1040000</b>	<b>0</b>	<b>0</b>	<b>1040000</b>	<b>100.00</b>	<b>1040000</b>	<b>0</b>	<b>1040000</b>	<b>100.00</b>	<b>0</b>	<b>0</b>	<b>0</b>	<b>0</b>	<b>0</b>	<b>0</b>



**KINETIC IMPEX LIMITED**

**Table II - Statement showing shareholding pattern of the Promoter and Promoter Group as on 30/09/2022**

Category	Category & Name of shareholder	PAN	Nos. of share holders	No. of fully paid up equity shares held	No. of Partly paid-up equity shares held	No. of shares underlying Depository Receipts	Total nos. shares held	Shareholding as a % of total no. of shares (calculated as per SCRR, 1957) (VIII) As a % of (A+B+C2)	Number of Voting Rights held in each class of securities			No. of Shares Underlying Outstanding convertible securities (including Warrants)	Shareholding, as a % assuming full conversion of convertible securities (as a percentage of diluted share capital) (XI)= (VII)+(X) As a % of (A+B+C2)	Number of Locked in shares		Number of Shares pledged or otherwise encumbered		Number of equity shares held in dematerialized form	
									No of Voting Rights					Total as a % of (A+B+C)	No. (a)	As a % of total Shares held (b)	No. (a)		As a % of total Shares held (b)
									Class eg: X	Class eg: Y	Total								
	(I)	(II)	(III)	(IV)	(V)	(VI)	(VII) = (IV)+(V)+(VI)	(VIII)	(IX)			(X)	(XI)= (VII)+(X)	(XII)		(XIII)		(XIV)	
<b>1) Indian</b>																			
(a) Individuals/Hindu undivided Family			5	688100	0	0	688100	66.16	688100		688100	66.16	0	66.16	0	0	0	0	0
1 HEMANT JAIN	AALPJ1370K			157500	0	0	157500	15.14	157500	0	157500	15.14	0	15.14	0	0	0	0	0
2 KANHAIYA LAL JAIN	AAF PJ3905N			152500	0	0	152500	14.66	152500	0	152500	14.66	0	14.66	0	0	0	0	0
3 KAMAL JAIN	AALPJ1364M			169400	0	0	169400	16.29	169400	0	169400	16.29	0	16.29	0	0	0	0	0
4 PUSHP JAIN	AALPJ2611D			149700	0	0	149700	14.39	149700	0	149700	14.39	0	14.39	0	0	0	0	0
5 SUSHILA JAIN	AAPPJ0232Q			59000	0	0	59000	5.67	59000	0	59000	5.67	0	5.67	0	0	0	0	0
(b) Central Government/ State Government(s)			0	0	0	0	0	0	0	0	0	0	0	0	0	0	0	0	0
(c) Financial Institutions/ Banks			0	0	0	0	0	0	0	0	0	0	0	0	0	0	0	0	0
(d) Body Corporates			1	100000			100000	9.62	100000		100000	9.62	0	9.62	0	0	0	0	0
KLJ POLYMERS & CHEMICALS LIMITED	AAACK1314Q			100000			100000	9.62	100000		100000	9.62		9.62					0
<b>Sub-Total (A)(1)</b>			<b>6</b>	<b>788100</b>	<b>0</b>	<b>0</b>	<b>788100</b>	<b>75.78</b>	<b>788100</b>	<b>0</b>	<b>788100</b>	<b>75.7788</b>	<b>0</b>	<b>75.78</b>	<b>0</b>	<b>0</b>	<b>0</b>	<b>0</b>	<b>0</b>
<b>2) Foreign</b>																			
(a) Individuals (Non-Resident Individuals/ Foreign Individuals)			0	0	0	0	0	0	0	0	0	0	0	0	0	0	0	0	0
(b) Government			0	0	0	0	0	0	0	0	0	0	0	0	0	0	0	0	0
(c) Institutions			0	0	0	0	0	0	0	0	0	0	0	0	0	0	0	0	0
(d) Foreign Portfolio Investor			0	0	0	0	0	0	0	0	0	0	0	0	0	0	0	0	0
(e) Any Other (specify)			0	0	0	0	0	0	0	0	0	0	0	0	0	0	0	0	0
<b>Sub-Total (A)(2)</b>			<b>0</b>	<b>0</b>	<b>0</b>	<b>0</b>	<b>0</b>	<b>0</b>	<b>0</b>	<b>0</b>	<b>0</b>	<b>0</b>	<b>0</b>	<b>0</b>	<b>0</b>	<b>0</b>	<b>0</b>	<b>0</b>	<b>0</b>
<b>Total Shareholding of Promoter and Promoter Group (A)= (A)(1)+(A)(2)</b>			<b>6</b>	<b>788100</b>	<b>0</b>	<b>0</b>	<b>788100</b>	<b>75.78</b>	<b>788100</b>	<b>0</b>	<b>788100</b>	<b>75.7788</b>	<b>0</b>	<b>75.78</b>	<b>0</b>	<b>0</b>	<b>0</b>	<b>0</b>	<b>0</b>



Table III - Statement showing shareholding pattern of the Public shareholder as on 30/09/2022

Category & Name of Shareholder	PAN	Nos. of shares	No. of fully paid up equity shares held	No. of Partly paid-up equity shares held	No. of shares underlying Depository Receipts	Total nos. shares held (VII) = (IV)+(V)+(VI)	Shareholding as a % of total no. of shares (calculated as per SCRR, 1957) (VIII) As a % of (A+B+C2)	Number of Voting Rights held in each class of securities			No. of Shares Underlying Outstanding convertible securities (including Warrants)	Shareholding, as a % assuming full conversion of convertible securities (as a percentage of diluted share capital) (XI) = (VII)+(X) As a % of (A+B+C2)	Number of Locked in Shares (XII)	Number of Shares pledged or otherwise encumbered (XIII)	Number of equity shares held in dematerialized form (XIV)
								Class eg: X eg: Y	No of Voting Rights Class Total	Total as a % of (A+B+C)					
1) Institutions															
(a) Mutual Funds/ Venture Capital Funds		0	0	0	0	0	0	0	0	0	0	0	0	0	0
(b) Alternate Investment Funds		0	0	0	0	0	0	0	0	0	0	0	0	0	0
(c) Foreign Venture Capital Investors		0	0	0	0	0	0	0	0	0	0	0	0	0	0
(d) Foreign Portfolio Investors		0	0	0	0	0	0	0	0	0	0	0	0	0	0
(e) Financial Institutions/ Banks		0	0	0	0	0	0	0	0	0	0	0	0	0	0
(f) Insurance Companies		0	0	0	0	0	0	0	0	0	0	0	0	0	0
(g) Provident Funds/ Pension Funds		0	0	0	0	0	0	0	0	0	0	0	0	0	0
(h) Any Other (Specify)		0	0	0	0	0	0	0	0	0	0	0	0	0	0
(i) Sub-Total (B)(1)		0	0	0	0	0	0	0	0	0	0	0	0	0	0
2) Central Government/ State Government(s)/ President of India		0	0	0	0	0	0	0	0	0	0	0	0	0	0
(a) Sub-Total (B)(2)		0	0	0	0	0	0	0	0	0	0	0	0	0	0
3) Non-institutions		0	0	0	0	0	0	0	0	0	0	0	0	0	0
(a) Individuals -															
i. Individual shareholders holding nominal share capital up to Rs. 2 lakhs.		52	51900	0	0	51900	4.99	51900	0	51900	4.99	0	0	0	0
ii. Individual shareholders holding nominal share capital in excess of Rs. 2 lakhs.		0	0	0	0	0	0.00	0	0	0	0.00	0	0	0	0
(b) NBFIs registered with RBI		0	0	0	0	0	0	0	0	0	0	0	0	0	0
(c) Employee Trusts		0	0	0	0	0	0	0	0	0	0	0	0	0	0
(d) Overseas Depositories (holding DRs) (balancing figure)		0	0	0	0	0	0	0	0	0	0	0	0	0	0
(e) Body Corporates (India) & Trusts		2	200000	0	0	200000	19.23	200000	0	200000	19.23	0	0	0	0
2 SIDDHISHREE VINCOM PRIVATE LIMITED	AAACG2114F		100000	0	0	100000	9.615	100000	0	100000	9.615	0	0	0	0
3 MANGALSHREE SUPPLIERS PRIVATE LIMITED	AAACGM0958C		100000	0	0	100000	9.615	100000	0	100000	9.615	0	0	0	0
Sub-Total (B)(3)		54	251900	0	0	251900	24.22	251900	0	251900	24.22	0	0	0	0
Total Public Shareholding (B) = (B)(1)+(B)(2)+(B)(3)		54	251900	0	0	251900	24.22	251900	0	251900	24.22	0	0	0	0




**KINETIC IMPEX LIMITED**

**Table IV - Statement showing shareholding pattern of the Non Promoter- Non Public shareholder as on 30/09/2022**

Category	Category of shareholder	PAN (ii)	Nos. of shareholders (iii)	No. of fully paid up equity shares held (iv)	No. of Partly paid-up equity shares held (v)	No. of shares underlying Depository Receipts (vi)	Total nos. shares held (vii) = (iv)+(v)+ (vi)	Shareholding as a % of total no. of shares (calculated as per SCRR, 1957) (viii) As a % of (A+B+C2)	Number of Voting Rights held in each class of securities (ix)			Total as a % of (A+B+C)	No. of Shares Underlying convertible securities (including Warrants) (x)	Shareholding, as a % assuming full conversion of convertible securities (as a percentage of diluted share capital) (xi) = (vii)+(x) As a % of (A+B+C2)	Number of Locked in Shares (xii)		Number of Shares pledged or otherwise (a) As a % of total Shares held (b)	Number of equity shares held in dematerialized form (xiv)	
									Class eg: X	Class eg: Y	Total				(a) As a % of total Shares held (b)				
1)	Custodian/DR Holder		(ii)	(iii)	(iv)	(v)	(vi)	(vii) = (iv)+(v)+ (vi)		(ix)			(x)	(xi) = (vii)+(x)	(xii)		(xiii)	(xiv)	
(a)	Name of DR Holder (if available)			0	0	0	0	0	0	0	0	0	0	0	0	0	0	0	0
2)	Employee Benefit Trust (under SEBI (Share based Employee Benefit) Regula			0	0	0	0	0	0	0	0	0	0	0	0	0	0	0	0
	Sub-Total (C)(2)		0	0	0	0	0	0	0	0	0	0	0	0	0	0	0	0	0
	Total Non-Promoter- Non Public Shareholding (C) = (C1)+(C)(2)		0	0	0	0	0	0	0	0	0	0	0	0	0	0	0	0	0

For Kinetic Impex Limited

  
 (Vinay Nahata)  
 Director  
 DIN: 1489219

